



Kapinara Primary School City Beach Annual Report 2018

Our Annual Report reviews our performance at Kapinara in the 2018 school year, our seventh year as an Independent Public School.



VISION

At Kapinara Primary we help prepare children to embrace the challenges and opportunities of the future.

We strive to develop resilient children who treat themselves and others with respect, love learning, behave with integrity and think critically and creatively.



OUR SCHOOL



As most are aware, Kapinara Primary School turned 50 in 2017. While 50 years of educating young minds is cause for great celebration, having 50 year-old buildings is not quite so positive. So ... we were particularly pleased to begin the 2018 school year with some new and up-graded infrastructure – a new Kindergarten roof and ceiling; a new purpose-built Pre-Primary toilet block; refrigerated air-conditioning in the library; and new shade sails over the Pre-Primary playground and the play equipment on the lower oval. The P & C and school each met half of the cost for the air-conditioning and shade sails. The roof repairs and the PP toilet block were funded through our Department's capital works program. We also managed to get our new website up and running!

Annual Reports are primarily intended to focus on student achievement, often via Business Plan targets; on measures of student, parent and staff 'satisfaction', via National School Opinion Surveys; and annual expenditure. However, we have again included some information about our specialist programs, special events and highlights that have occurred during the year.

In addition to key sporting events, special excursions, Arts Night, Strings Night and visiting Japanese students, a highlight of the year was working with Artist-in-Residence Colleen Corradi-Brannigan from Italy. Colleen offered students a glimpse of the creative process, sharing her skills and expertise, and running workshops with our students. She also worked with our Visual Arts Specialist Anna Trovarelli, and our students, to create a mosaic for the wall at the Catesby Street entrance to the school. It was a team effort! Parents gathered and smashed tiles; students and staff set about strategically placing smashed pieces of tile onto a design created by Colleen; and then a small team put it all together to decorate our front wall.

Over a period of several weeks I developed a very deep appreciation of what is involved in creating a mosaic! Ms Trovarelli's response to this insight was 'Now do you believe me?'

We ended the year with a very entertaining evening of hits from Broadway and a lovely Year 6 Graduation.

I hope you enjoy celebrating our students' achievements and reliving some of the highlights of 2018.

A handwritten signature in black ink, reading "Elizabeth Blackwell".

Elizabeth Blackwell

Principal



OUR STAFF

Principal	Mrs Elizabeth Blackwell	Manager Corporate Services	
A/Deputy Principal Semester 1	Mrs Wendy Tusak		Ms Sandi Davies (Sem 1)
			Ms Linda Wayman (Sem 2)
Deputy Principal Semester 2		School Officers	Mrs Gail Preston
	Mrs Kim Knowles		Mrs Sarah Bengough
Kindergarten	Mrs Michelle Mee	Library	Mrs Jo-Anne Moore
	Mrs Rachel Berry		
Pre-Primary 1	Mrs Nina Loleva	Education Assistants	Mrs Kerri Ziino
Pre-Primary 2	Mrs Chrissie Minissale		Mrs Elizabeth George
Year 1	Mrs Leigh-Ann Chipps		Miss Cindi Sharpe
	Mrs Anita Tombides		Mrs Elaine Hannaford
Year 2	Miss Jacqueline DeBrass		Mrs Sandra Carrick
	Mrs Joanna Barton		Ms Jennifer Hyams
	Mrs Roslyn Jackson	Gardener	Mr Simon Dewar
Year 2/3	Mrs Gemma Hopetoun-Smith	Cleaners	Mr John Antenucci (Sem 1)
Year 3	Mrs Suzanne Jonklaas		Ms Rina Lund (Sem 2)
	Miss Lauren Filov		Mrs Angela McClean
Year 4	Mrs Kylie Powell		Mrs Sally Dorrington
Year 4/5	Mr Iain Watt		
Year 5	Mr Dean Hodgson		
	Mrs Deborah Zaltsman		
Year 5/6	Mrs Joanne Dixon		
	Miss Georgia Stewart		
Music	Miss Sarina Li		
Visual Art	Miss Anna Trovarelli		
Physical Education	Mrs Louise Smith		
	Mr Dean Hodgson		
Japanese	Mr Mark McGuffin		



SCHOOL BOARD

It is with great pride that I put together my first annual address as Board Chair. Unfortunately, it is my last year as a member of the Board, as my family and I embrace an opportunity to move back to Tasmania.

2018 has been another successful year at Kapinara as we continue to strive to meet the learning objectives of our Business Plan while embracing our values of kindness, consideration and service to others. This is always at the forefront of what we do as a School and as a Board.

In 2018 the Board was made up of the following members:

- Cherie Atchison (Chair)
- Elizabeth Blackwell (Principal)
- Lance Parry (Parent)
- Chris Higgs (Parent and Acting Chair)
- Joanne Dixon (Teacher)
- Louise Smith (Teacher)
- Anna Trovarelli (Teacher)
- Jen Mintz (Parent)
- Dale Miller (Parent)



While we have been concentrating on reviewing ourselves against our Business Plan outcomes and preparing for the development of the next Business Plan, the Board has also focused on increasing its presence within the School and wider community. We have achieved this by attending assemblies to present merit certificates, speaking at events like the Strings Night, showing support at the Arts Night and volunteering to assist with working bees and other school events arranged by our much loved and incredibly dedicated P&C.

In 2018 we received a record number of votes for those who had nominated to be members of the Board and look forward to this same level of engagement in 2019 as we see a number of new parents up for nomination. I encourage you all to participate in this process by casting your vote. The Board is a support to the School and while it does not have operational responsibilities, it is a wonderful opportunity to provide a constructive voice for parents, the community and staff.

In preparation for the 2019 year we have taken these themes further and will be utilising an agreed set of performance measurement criteria to enable us to support the School in enriching the lives and educational pursuits of our children.

I would like to take this opportunity to thank all those people who have been involved with Kapinara over the 2018 year; it takes a community to raise a child and that is very much the feeling that I get when I think of Kapinara. Thank you to the members of the Board, including our two Executive Officers throughout the year, Wendy Tusak and Linda Wayman, for your hard work and commitment. Thank you to the staff, students and community for your ongoing support and efforts.

As my family and I move interstate and seek a new school for the 2019 year, I can assure you that Kapinara will be a hard act to follow.

Cherie Atchison School

Board Chair

STUDENT PERFORMANCE

The 2018 school year was the third year of our three-year Business Plan, and consequently the third year we have reported our students' performance against the Plan's identified targets. As a staff, and working with our School Board, we developed both academic and non-academic targets.

The academic targets were developed around our students' performance in NAPLAN each year. The non-academic targets were based on information gathered through the National School Opinion Surveys - from students, parents and staff.

There are many ways in which we monitor the achievement and progress of our students, ranging from self-reflections to student-teacher conferences, from writing samples to standardised assessments. Of all these, we established targets based on NAPLAN data; not because we considered NAPLAN to be more important than other assessments, but because NAPLAN data enables us to compare our students' performance with the performance of their peers in similar schools across Australia. Schools are identified as being 'similar' based on the level of a school's 'educational advantage', known as an ICSEA (Index of Community Socio-Educational Advantage). More information about ICSEA values and how they help schools to make fair comparisons with other schools can be found on the My School website. Similarly, we established non-academic targets based on the National School Opinion Surveys – another measure that is used across Australia.

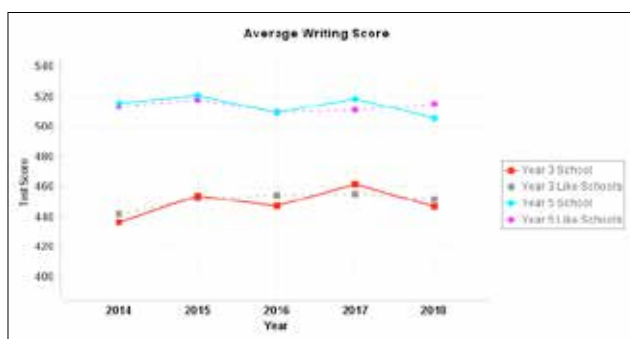
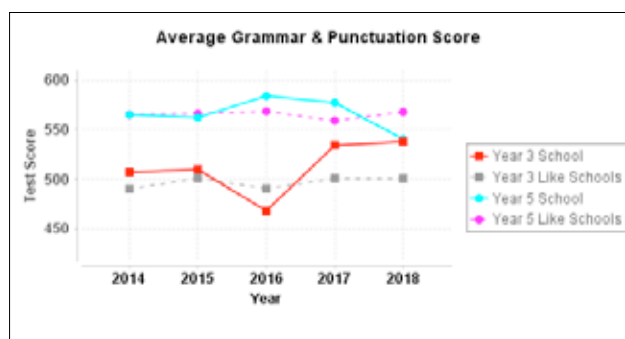
Academic Targets 1

The first set of targets in our Business Plan compares the average performance of Kapinara students with the average performance of students in similar or 'like' schools in Western Australia only. We receive this data within several months of NAPLAN being completed. Our targets are that our students' average performance will be equal to or higher than that of their 'like school' peers in each of the areas assessed via NAPLAN.

In 2018 we achieved these targets with our Year 3 cohort, with particularly pleasing performance in Reading, and outstanding performance in Grammar and Punctuation.

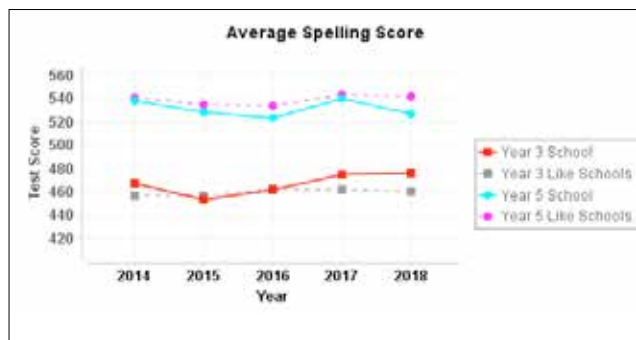
The average performance of our Year 3 and Year 5 students in Writing, just met and fell just below that of their like school peers, respectively. It should also be noted however, that our students' performance in Writing has remained very closely aligned to that of students in like schools for the last five years.

Having said that, we continue to have a whole school focus on Writing, and in Semester 2 introduced a new assessment tool, BrightPath. A whole school focus on Writing and the use of Brightpath will continue to feature in our next Business Plan.

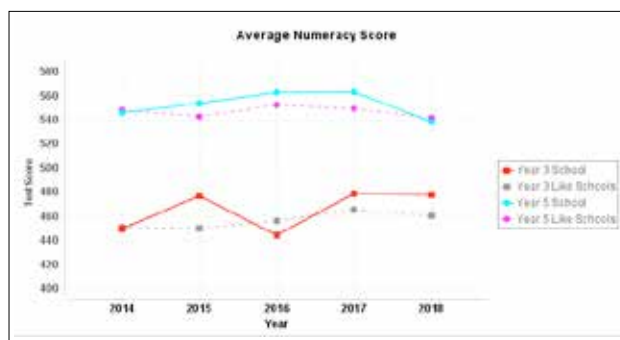


STUDENT PERFORMANCE

The average performance for Year 5 students in Reading, although slightly lower than in previous years, was almost equal to that of students in like schools. The average performance of Year 5 students in Numeracy, was also almost equal to that of like schools, but like Writing, remains very closely aligned to the performance of like schools.



The average performance of Year 5 students in Spelling, while not far below that of like schools, continues to prompt us to ask why this is the case. We will continue to implement whole school evidence-based approaches in this area in 2019 (Letters and Sounds in Kindergarten, Pre-Primary and Year 1; and Soundwaves in Years 2-6) but will be closely examining the efficacy of each to inform planning for 2020.



Finally, the Year 5 cohort's performance in Grammar and Punctuation (see previous page) remained below that of like schools as it did when these students were in Year 3. We weren't able to 'lift' this between 2016 and 2018. Given that this is an anomaly and not reflected in the long term data, we will be looking carefully at how the next cohort of Year 5 students perform in 2019, to determine if we need to approach this area differently in the future.


Academic Targets 2

The second set of targets pertain to the same NAPLAN results, but compare the performance of Kapinara students to those of their peers in like schools across Australia. This information becomes available to us in March/April the following year; in this case 2019. We met targets for Year 3 in each NAPLAN area, performing particularly strongly in Reading and Punctuation/Grammar. However, we only met the target for Year 5 in the area of Writing.



STUDENT PERFORMANCE

We would be more concerned if we didn't have accompanying data that shows that (i) this cohort made slightly more than average improvement from Year 3 to Year 5; (ii) average performance is very closely aligned to that of Year 5 students in Australian like schools in Reading, Writing and Numeracy; and (iii) our Year 5 students achieved within the range of 'expected levels' in each area. We will be looking particularly closely at our whole school approaches in Spelling and in Grammar and Punctuation, and at student performance in these two areas in 2019.



Our Department determines 'expected levels' of performance based on our ICSEA (for students in Year 3) and based on our ICSEA and the cohort's performance as Year 3 students, for students in Year 5.

Average performance scores that fall within the yellow band can be said to fall within expected levels. Average performance levels for 2018 have been circled in pink.

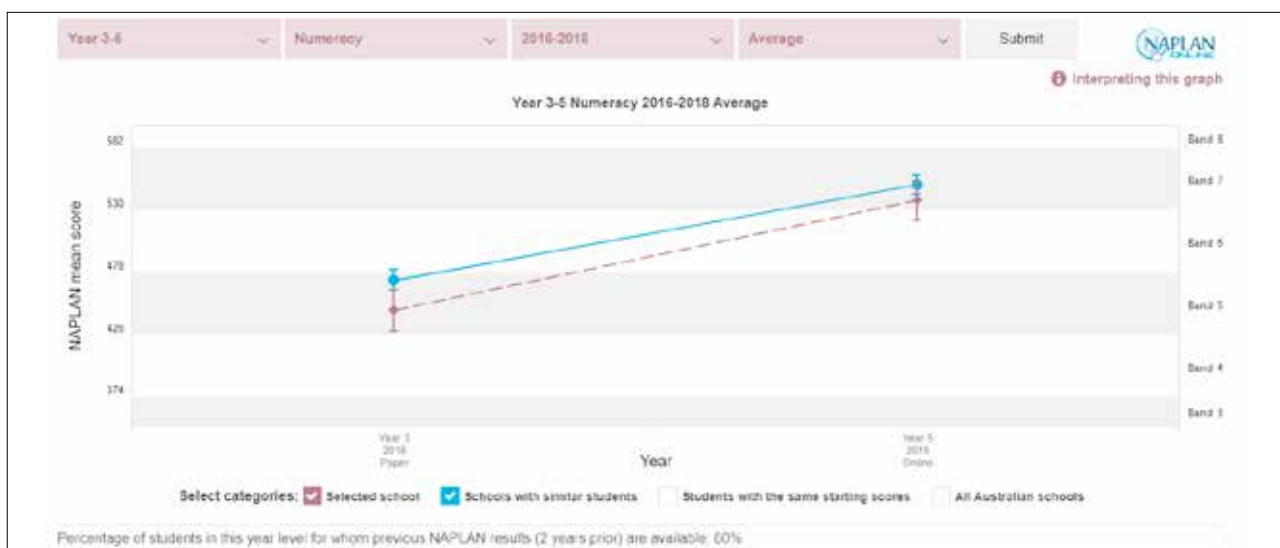
Academic Targets 3

Student progress, as it is represented in the My School data, has also been one of our academic targets.

Kapinara students' average achievement began below that of their like school peers, based on their performance in Reading when they were in Year 3. While this remained the case two years later when students were tested in Year 5, we were pleased that our students had made a little more than average progress (illustrated by the steeper slope of the dotted line), to be closer in achievement to their like school peers. This is also true for Writing and Numeracy.



STUDENT PERFORMANCE



So while we didn't meet the target that our students would equal to or above the mean performance of like schools across Australia in Year 3 and Year 5 for Reading, Writing and Numeracy we met our fifth target. Our students' mean progress from Year 3 to Year 5 NAPLAN was greater than the mean progress of their Australian peers, in the areas of Reading, Writing and Numeracy.



STUDENT PERFORMANCE

Non-Academic Targets

Non-Academic targets were determined by the School Board. The Board considered the mandated items in each of the National School Opinion Surveys – parents, students and staff to identify those they believed were ‘most important’. Altogether there are eight – three in the parent survey, three from the student survey and two from the staff survey. When we set targets to include positive response rates (‘agree’ or ‘strongly agree’) to individual items, we didn’t anticipate the high number of responses that were ‘neutral’. Consequently, ‘neutral responses’ are also referenced in the information following, and this is something we will remedy if we adopt similar targets in the next Business Plan.

Student Survey

The survey was completed by a total of 87 students in Years 5 and 6 in October 2018

We will maintain a positive response rate of 95% to the item **‘I feel safe at my school’**

Agreed or Strongly Agreed	80%
Neutral	12%
Disagreed or strongly disagreed	8%

We were concerned that 8% (7 students) indicated that they did not feel safe, and we kept this in mind when examining data from the Wellbeing and Engagement Census that we completed for the first time.

We will achieve a positive response rate of at least 80% to the item **‘I can talk to my teachers about my concerns’**

Agreed or Strongly Agreed	49%
Neutral	34%
Disagreed or strongly disagreed	18%

Overall a total of 11 students ‘disagreed’ with the statement and four students ‘strongly disagreed’. While this is a concern, when we originally set the target at 80%, we were acknowledging that a significant number of students would choose to talk to adults other than teachers. This was verified when teachers spoke to students about this item.

We will maintain a positive response rate of at least 95% to the item **‘My teachers expect me to do my best’**

Agreed or Strongly Agreed	92%
Neutral	6%
Disagreed or strongly disagreed	2%



NON-ACADEMIC TARGETS

This survey was completed by a total of 78 parents

We will achieve a positive response rate of 85% to the item **'My child is making good progress at this school'**

Agreed or Strongly Agreed	81%
Neutral	11%
Disagreed or strongly disagreed	8%

We will achieve a positive response rate of 85% to the item **'My child's learning needs are being met at this school'**

Agreed or Strongly Agreed	79%
Neutral	11%
Disagreed or strongly disagreed	11%

We will achieve a positive response rate of 85% to the item **'I can talk to my child's teachers about my concerns'**

Agreed or Strongly Agreed	91%
Neutral	6%
Disagreed or strongly disagreed	3%

Given the close alignment between the first and second items above, we may have gained more valuable information if the items themselves had differed more. Our primary concern is that about one in ten families have indicated that they believe their child's learning needs are not currently being met.

If we were to retain a target of this nature in our next Business Plan, consideration should be given to following this item with a subsequent question to determine if (i) the child's learning needs have been identified and understood and that a plan/support has been put in place and/or (ii) whether the concern has been brought to the attention of someone at the school. These first two items probably require further information to provide direction for future school focuses.

We were delighted with the 91% positive response to the third item. Not only was this higher than the target set, it was also higher than in the previous two years when the figures were 88% and 84%.



STAFF SURVEY

This survey was completed by 22 staff

We will achieve a positive response rate of at least 90% to the item 'This school looks for ways to improve'. This target was met and exceeded!

Agreed or Strongly Agreed 100%

Neutral

Disagreed or strongly disagreed

We will achieve a positive response rate of at least 90% to the item 'staff are well supported at this school'.

Agreed or Strongly Agreed 82%

Neutral 14%

Disagreed or strongly disagreed 5%

The 5% above equates to one staff member, and the 14% to a further three staff members who provided a neutral response. We will continue to monitor this each year.



HIGHLIGHTS

Physical Education

Faction Swimming Carnival Results

Congratulations Strickland!

1	Strickland	302
2	Elliott	261
3	Winter	203
Year 4 Champion Girl		Stephanie W
Year 5 Champion Girl		Emily M
Year 6 Champion Girl		Georgia P
Year 4 Champion Boy		Finn V & Xavier P
Year 5 Champion Boy		Zachary A
Year 6 Champion Boy		David W

Interschool Swimming Carnival Results

We were again very proud of the talented and enthusiastic team of swimmers who represented our school at the Interschool Swimming Carnival. Kapinara Primary School came 3rd place.

Special congratulations to Stephanie W who was the Year 4 Champion Girl.

Faction Cross-Country Carnival

This event was held at City Beach Oval and involved both Kapinara and City Beach Primary Schools.

Year 4 Champion Girl	Isis S
Year 5 Champion Girl	Jess W
Year 6 Champion Girl	Georgia P
Year 4 Champion Boy	Xavier P
Year 5 Champion Boy	Luis N
Year 6 Champion Boy	Jamison V

Interschool Cross Country Carnival

Our interschool team placed fifth out of ten schools at the event at City Beach Oval.

Special congratulations to Chelsea H who was Year 3 Champion Girl!



HIGHLIGHTS

Faction Athletics Carnival

1	Winter	2152
2	Strickland	2067
3	Elliot	1641
Year 3 Champion Girl	Chelsea H	
Year 4 Champion Girl	Stephanie W	
Year 5 Champion Girl	Jessica W	
Year 6 Champion Girl	Georgia P	
Year 3 Champion Boy	Owen M	
Year 4 Champion Boy	Finn V	
Year 5 Champion Boy	Jethro L	
Year 6 Champion Boy	Sam B	



Interschool Athletics Carnival

Kapinara Primary School placed third, with the talented Stephanie W named Interschool Year 4 Champion Girl.



HIGHLIGHTS

MUSIC

Kapinara Primary School had a successful and eventful year of music making in 2018. Events and concerts were performed by music ensembles including the Kapinara String Orchestra, the Girls Choir, the Boys Choir, the Kapinara Guitar ensemble, the Kapinara Chamber Strings and the whole school.

The Kapinara String Orchestra, conducted by Ms Therese Arnold, delivered another quality performance at the annual Western Australian Schools' Orchestra Festival at Churchlands Senior High School. The orchestra was proud to receive an award of 'Excellent' from the adjudicators. They were also showcased at the String's Night where we celebrated Mrs Tusak's great contributions to the music program, choir and IMSS program over the years, and we welcomed Miss Li as the new music, choir and IMSS director.

Our school choirs, which consisted of 73 children, sang beautifully and performed a range of classic and modern pieces. They performed at the Strings Night, opened the Wembley Downs Fair and sang at the whole school 'Kapinara on Broadway' concert.

As a whole school, Kapinara students participated in the national music event, 'Count Us In'. This is a musical event where children from across Australia come together to sing the same song, at the same time. The local newspaper, 'The Post' came and reported on this event and we also starred on their website.

At the end of the year, the whole school came together to present two big concerts as part of 'Kapinara on Broadway'. The children performed songs and dances from the famous musicals, the Sound of Music, Annie, the Lion King, Matilda and Les Miserables. The String Orchestra, Guitar Ensemble and Chamber Strings also showcased their talent at the end-of-year concert.

We commend all students on their entertaining performances and their high quality presentation. We are delighted that they have embraced the opportunities to learn and perform music.



HIGHLIGHTS

VISUAL ART

Our 2018 Arts Night was a huge success with the involvement of parents, teachers and children. Two and three dimensional artworks were on display from each child in the school.

Family sculptures were stunning, with the theme being anything starting with the letter 'S'. Families worked together to create wonderful structures.

This year saw the introduction of an Arts Committee made up of Year 5/6 students. Their role involved helping to set up, planning and ensuring that everything ran smoothly on the night. Their contribution was amazing as they took ownership of the night and did a fantastic job.

The buskers were once again a hit, with children performing throughout the evening and raising money for the P&C.

Our P&C provided refreshments and light snacks to add to the community feel of the event.

It was an amazing evening with children eager to show family members their art pieces.



OUR SCHOOL COMMUNITY

2018 P & C Executive Committee

P&C President	Nicole Schmidt
Vice President	Naomi Taylor
Treasurer	Anna Larson
Secretary	Kate Rowlands Marquis



Following a huge 2017 with the School's 50th celebrations 2018 was always going to be a quiet year for the P&C and the school to "catch its breath". The Committee determined that the focus of 2018 was not going to be on fundraising but building community spirit.

However, the P&C continued to support the school with funds to purchase the following resources in 2018:

• Information technology	\$15,000
• Pre-Primary and Kindergarten Equipment	\$3,000
• Artist in Residence (mosaic on brick wall)	\$5,000
• Soccer goals	\$1,000
• Shade Sails for Wobbly and Pre-Primary	\$17,000
• Library Books	\$3,500
• Air conditioning	\$10,100
• PA equipment hire for Sports Carnival	\$700

At Kapinara we are fortunate to have such supportive parents that contribute to the P&C via voluntary contributions, with a huge payment rate of almost 93%

Also the fantastic parents of Kapinara continued to provide support to the school in terms of time and energy through volunteering efforts, which made events possible and also raised funds for the school, including but not limited to;

• Canteen	(\$2,900)
• Uniform shop	(\$15,900)
• School banking	(\$1,200)
• Quiz night	(\$3,100)
• Entertainment Book sales	(\$2,400)

Community events and services

I am constantly being reminded through the actions of parents that they are proud to be part of Kapinara and continue to support events to make Kapinara not only a great school but a great community. Some events run by class representatives and parents, not just P & C members, include:

- A community Market
- Athletics carnival
- Sundowner
- Arts Night
- Social dinners and BBQ for class groups
- A ladies 'red carpet' event
- Coffee catch-ups
- Busy Bees for nature play equipment
- Gardening for the school
- Disco
- Quiz night

Nicole Schmidt, P & C President

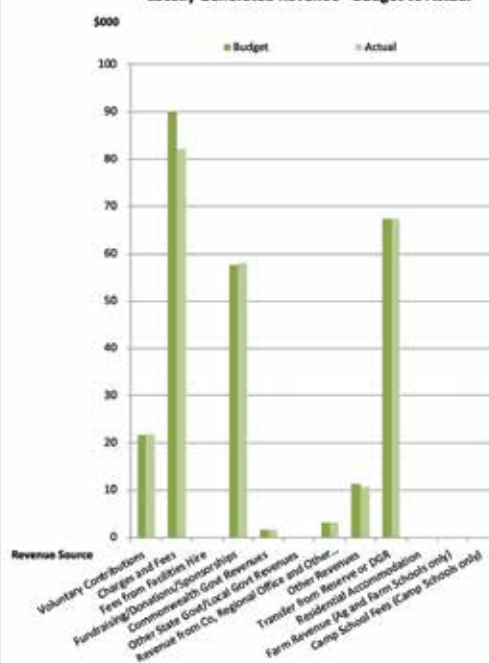


FINANCIAL SUMMARY

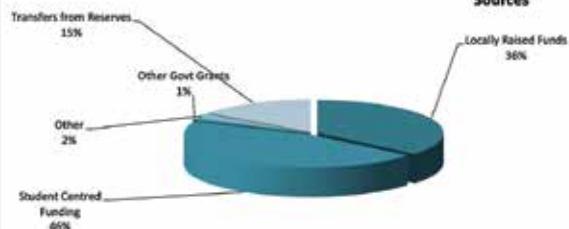
Kapinara Primary School Financial Summary as at 31 December 2018

Revenue - Cash & Salary Allocation	Budget	Actual
1 Voluntary Contributions	\$ 21,756.00	\$ 21,868.50
2 Charges and Fees	\$ 90,125.00	\$ 82,128.51
3 Fees from Facilities Hire	\$ -	\$ -
4 Fundraising/Donations/Sponsorships	\$ 57,663.08	\$ 57,917.58
5 Commonwealth Govt Revenues	\$ 1,608.97	\$ 1,608.97
6 Other State Govt/Local Govt Revenues	\$ -	\$ -
7 Revenue from Co, Regional Office and Other Schools	\$ 3,155.24	\$ 3,155.24
8 Other Revenues	\$ 11,354.30	\$ 10,741.49
9 Transfer from Reserve or DGR	\$ 67,400.72	\$ 67,400.72
10 Residential Accommodation	\$ -	\$ -
11 Farm Revenue (Ag and Farm Schools only)	\$ -	\$ -
12 Camp School Fees (Camp Schools only)	\$ -	\$ -
Total Locally Raised Funds	\$ 253,063.31	\$ 244,821.01
Opening Balance	\$ 36,302.96	\$ 36,302.96
Student Centred Funding	\$ 204,660.96	\$ 204,660.96
Total Cash Funds Available	\$ 494,027.23	\$ 485,784.93
Total Salary Allocation	\$ -	\$ -
Total Funds Available	\$ 494,027.23	\$ 485,784.93

Locally Generated Revenue - Budget vs Actual

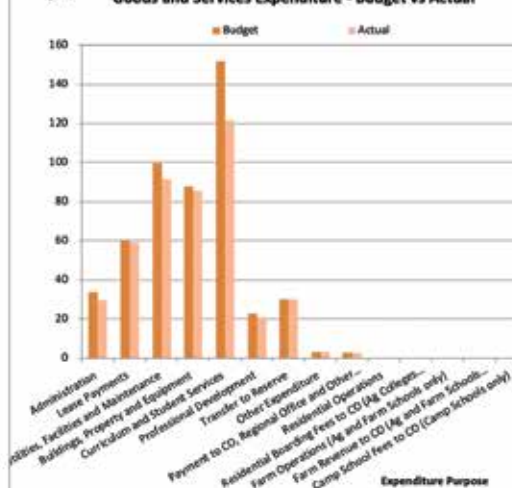


Current Year Actual Cash Sources

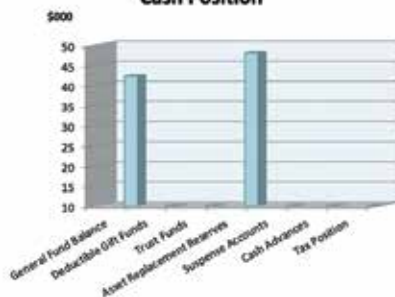


Expenditure - Cash and Salary	Budget	Actual
1 Administration	\$ 34,043.63	\$ 29,787.97
2 Lease Payments	\$ 60,000.00	\$ 58,990.70
3 Utilities, Facilities and Maintenance	\$ 99,583.26	\$ 91,425.50
4 Buildings, Property and Equipment	\$ 87,941.79	\$ 85,657.22
5 Curriculum and Student Services	\$ 151,612.98	\$ 121,504.28
6 Professional Development	\$ 22,700.00	\$ 20,597.94
7 Transfer to Reserve	\$ 30,000.00	\$ 30,000.00
8 Other Expenditure	\$ 2,979.60	\$ 2,983.11
9 Payment to CO, Regional Office and Other Schools	\$ 2,652.80	\$ 2,652.80
10 Residential Operations	\$ -	\$ -
11 Residential Boarding Fees to CO (Ag Colleges only)	\$ -	\$ -
12 Farm Operations (Ag and Farm Schools only)	\$ -	\$ -
13 Farm Revenue to CO (Ag and Farm Schools only)	\$ -	\$ -
14 Camp School Fees to CO (Camp Schools only)	\$ -	\$ -
Total Goods and Services Expenditure	\$ 491,514.06	\$ 443,599.52
Total Forecast Salary Expenditure	\$ -	\$ -
Total Expenditure	\$ 491,514.06	\$ 443,599.52
Cash Budget Variance	\$ 2,513.17	

Goods and Services Expenditure - Budget vs Actual



Cash Position



Cash Position as at:	
Bank Balance	\$ 91,763.49
Made up of:	
1 General Fund Balance	\$ 42,185.41
2 Deductible Gift Funds	\$ -
3 Trust Funds	\$ -
4 Asset Replacement Reserves	\$ 47,963.79
5 Suspense Accounts	\$ 2,090.29
6 Cash Advances	\$ -
7 Tax Position	\$ 476.00
Total Bank Balance	\$ 91,763.49

MISSION

To provide a safe and inclusive learning environment aimed at developing the whole child. Children enjoy their primary years and are challenged and supported to achieve their very best.





Kapinara Primary School City Beach

2 Catesby Street City Beach

Western Australia 6015

T: 9385 9022